



**RAIL-READY SITE**

# ALABAMA & TENNESSEE RIVER RAILWAY, LLC

**MARSHALL COUNTY  
2450 GEORGE WALLACE DR.  
ALBERTVILLE, ALABAMA**

## REGION INFORMATION

Conveniently situated in the northeast region of Alabama, this location offers unparalleled access to major markets including Birmingham, Atlanta, Memphis, and Nashville. Businesses can tap into a vast local and international market, maximizing opportunities for growth and expansion.

## PROPERTY HIGHLIGHTS

ACRES

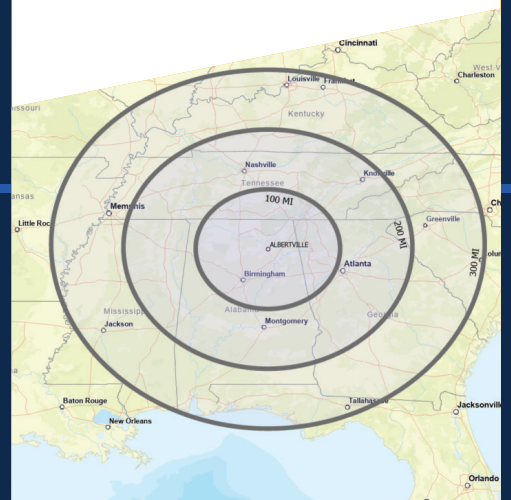
**44**

SITE TYPE

**GREENFIELD**

ZONING

**INDUSTRIAL**



# MARSHALL COUNTY ALBERTVILLE, ALABAMA

## LOCATION DETAILS

The Northeast region of Alabama is located near several major markets, Birmingham, Atlanta, Memphis, & Nashville. Provides access to a large international and local market.

## TRANSPORTATION ACCESS



### AIRPORTS

Birmingham-Shuttlesworth  
International  
Northeast Alabama Regional



### RAIL CONNECTIONS

CSX & NS



### PORT SERVICES

Birmingham - Jefferson County  
Port Authority  
Birmingham Marine Terminal



### DISTANCE TO HIGHWAYS

US-431 (0.8 miles)  
I-59 (18 miles)

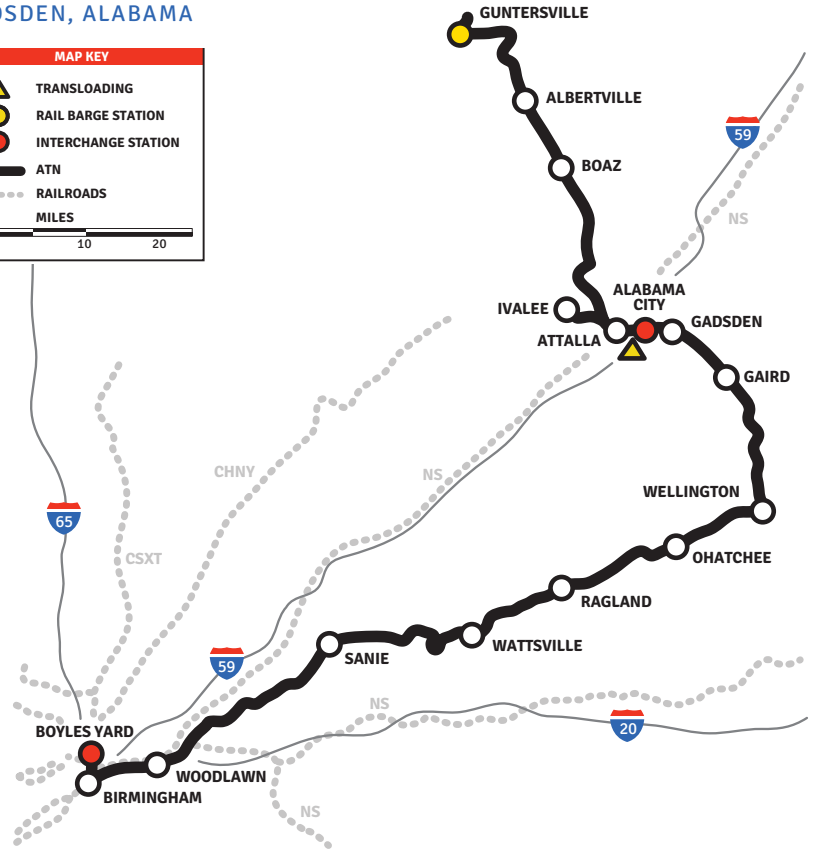
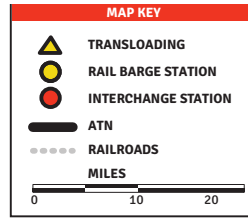


### HIGHWAYS

I20, I-59, I-65

# ALABAMA AND TENNESSEE RIVER RAILWAY, LLC

GADSDEN, ALABAMA



## LET'S TALK CONTACT US



### JUSTIN STRICKLAND

DIRECTOR, INDUSTRIAL DEVELOPMENT

[jstrickland@omnitrax.com](mailto:jstrickland@omnitrax.com)

303.921.4940

OmniTRAX does not own this property and makes no representations or warranties.